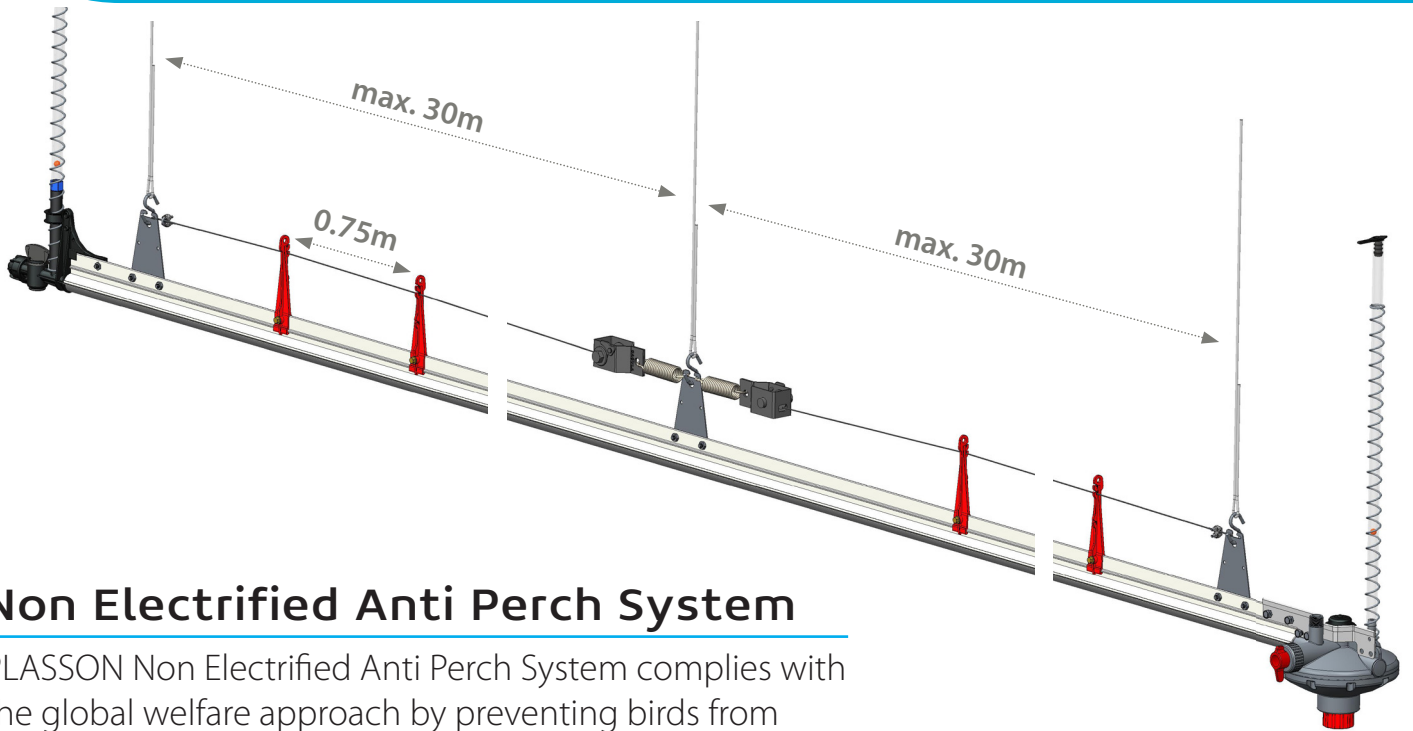




Non Electrified Anti Perch System Instructions



Non Electrified Anti Perch System

PLASSON Non Electrified Anti Perch System complies with the global welfare approach by preventing birds from perching on nipple lines without the use of electricity shock.

The system presents a cost effective solution which can be easily installed on new or existing nipple lines.



Non Electrified Anti Perch System

02205855 - Non-Electrified Anti-Perch 60m Kit


02205857 - Non-Electrified Anti-Perch 30m add-on Kit

No.	Cat No.	Description	02205855 QTY.	02205857 QTY.
1	02205858	Non Electrified Anti-Perch Steel Suspension	3	1
2	02310022	S Hook 3/16"X2"(4.8X50)	3	1
3	02209017	S/S Bolt 1/4"X11mm	6	2
4	02209018	S/S Nut 1/4"	6	2
5*	02320001	Cable Clamp 1/8"	2	1
6	02209503	Anti-Perch Plastic Suspension Clip	80	40
7	02382466	Self Drilling Screw 4.8X18 mm	80	40
8*	02310501	Anti-Perch Winch	2	1
9*	02310502	Anti-Perch Spring	2	1

* Items 5,8,9 are supplied as a kit - item code 02310500

10	02205611**	Cable 1/16" (1.5mm)	62m	32m
----	------------	---------------------	-----	-----

** Not Included in the Kit



Optional: 02205856 Non Electrified Anti-Perch Lower Cable Kit

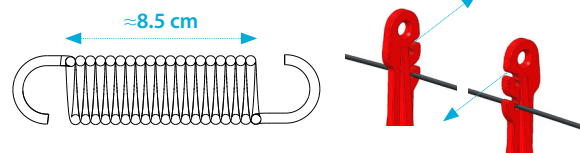
No.	Cat No.	Description	QTY.
5	02320001	Cable Clamp 1/8"	2
11	02205149	Shocker Spring For Electric Cable	1

10	02205611*	Cable 1/16" (1.5mm)	Line Length + 2m
----	-----------	---------------------	------------------

*Not Included in the Kit:

Note:

- Install each other suspension clip facing in opposite directions
- Apply tension to the cable until the spring is approximately 8.5 cm long
- Do not over tighten to prevent the line from twisting



Feeding



Drinking



Climate



Housing

Maagan Michael, D.N. Menashe, 3780500, Israel

Tel: +972-73-2413001, Fax: +972-73-2333711

info@plassonlivestock.com | www.plassonlivestock.com