




Chain Feeding System



Plasson Chain Feeder is a robust system for efficient feed transport to the birds. The system is available in various configuration to suit the technical and operational requirement of each project.



- Fast and even feed distribution
- Various suspension options
- High quality and durability
- Easy and fast installation
- Minimal maintenance required



Feed Drops

Available Configurations:

- Telescopes
- Direct Drop

Telescopes

T Drop D. 90 mm w/shutoff
w/spherical Joint
D-90 mm 02311078
D-75 mm 02311080



Pvc Pipe
D-90 mm L-2 m
02312448

Pvc Pipe
D-100 mm L-2 m
02310447

Pvc Pipe D-110 mm
L-2 m 02311069
L-1 m 02311070



Direct Drop

T-Drop w/shutoff
D-90 mm 02311142
D-75 mm 02311396



Clamp For Flex. Tube 4"
02310086



Spiral Pu Pipe (per meter)
D-90 mm
02312446

Spiral Pu Pipe (per meter)
D-100 mm
02312427



Chain Feeder Direct
Drop Connection
02349054



T-Drop w/motorized shutoff
02383246



* Can be used in both options

Hoppers

- Built from high quality 275g galvanized corrosion resistant sheets
- Capacity: 150 or 260 kg
- Can be customized according to customer's requirements

Feed Hopper
150 Kg on Legs
02349046

Feed Hopper
260 Kg on Legs
02340977



Drive Units

- Convenient operation and maintenance
- Reduced noise driving units with high quality bearing and simple structure
- Chain speed: 18 m or 36 m/Min
- Dedicated galvanized stand & cover
- Uniformed feed distribution and reduces bird stress
- Up to 160m total circuit length - one drive unit
- Up to 320m total circuit length - two drive units

High volume

- **Smooth Feed Flow** - Prevents feed accumulation and bottlenecks before corners.
- **Corrosion-Resistant Materials** - Suitable for harsh poultry house environments.
- **Compliance with NEMA/IP Standards** - High protection against dust and moisture.
- **Optimized for High Corners** - Maintains feed level and chain alignment.
- **Faster Feed Distribution Along the Entire Trough** - Improves feeding efficiency and bird access.

In order to achieve high volume feed flow a chain feeder with an impeller has to be installed with high corner chain feeder units assembled with dedicated impellers (0277310376)

Chain Feeder Motor Metric
Housing with Impeller 36m/Min

02340639

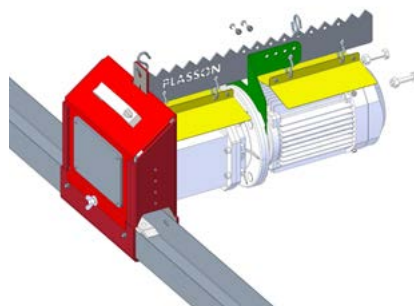


Chain Feeder Motor Metric
Housing with Impeller 18m/Min



Drive Unit V2

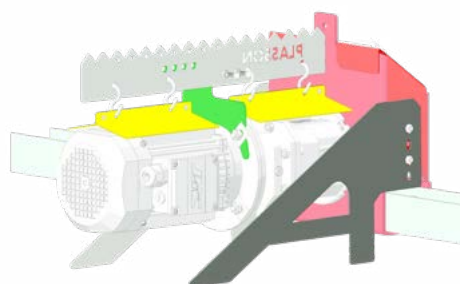
Drive Unit V2 Metric
36m/Min - 220/380V
02341182



Drive Unit V2 Metric
18m/Min - 220/380V

Support for floor system


Single Line Chain Feeder Drive
Unit (V2) Floor Support Kit
0277310686



Drive Unit V1

Chain Feeder Drive Unit
3 Phase 1.5Hp
36 m/Min - 220/380V
02340639

Chain Feeder Drive Unit
3 Phase 1.5Hp
18 m/Min - 220/380V
02341095



Drive unit spare parts

SS Safety Pin For Drive Unit
4X36 mm 02340978
6X40 mm 02349044



Hexagon Head Screws
Cone Point M8 X 10 mm Set
02349045



Screw M6-16 mm
02310722



Locking Nut M6
02310428



Drive Unit Chain Guide Set
02349050



Feed chain

- Strong and durable
- Exceptional reliability

Feeding Chain
(Per 1 m)
02340099



90° Corners

- Hardened guide rails
- Maintenance free, no need for lubrication
- Removable and transparent cover
- Minimal noise
- High quality and wear resistance bearing
- Easy cleaning

High Corner
90 Deg.
02341100




Corner
90 Deg.
02340500



High Corner Impeller
For Chain Feeder
0277310376



90 Deg.
Corner Support
02341099




Grills & Covers

- Various Dimensions
- No burrs to avoid injuries

Restriction Grill

Item	Width mm (W)	Height mm (H)	Length cm (L)
02349038	42	60	147.6
02349039	43	60	146.1
02349040	44	60	149.2
02349041	44	65	149.2
02349042	45	60	147.4
02340976	45	55	147.4



Restriction Grill End Cap
02349043



Grill Cover For Medium Trough
02341097





Suspension & Legs

Plasson chain feeder can be operated either on legs or suspended.

Winches

Item	Description	HP	RPM	Electricity	Capacity (NM)	Max Circuit Length (m)
02341094	Chain Feeder Gear Motor W/Coupling 1.25"	1.0	7	3PH 220/380V 0.73Kw	400	80
02341903	Chain Feeder Gear Motor W/Coupling 1.25"	1.5	7	3PH 220/380V 1.1Kw	840	150
02341904	Chain Feeder Gear Motor W/Coupling 1.25"	1.5	7	3PH 220/380V 60HZ 1.1Kw	915	150
02312315	Chain Feeder Slow Gear Motor W/Limit-switch	0.5	2.8	3PH 220/380V 0.37Kw	450	120

Parts

Galv Pipe 1.25" (2.65 mm)
(Per Meter)
02353022

Steel Cable 3/32"
(2.4 mm)
02320003



Nylon Pulley 1-7/8"
02310359



1.25" pipe connector kit
(2.65 mm)
02349084



Cable Clamp 1/8"
02320001



Steel Pulley 3.5"
02310020



Ceiling Hook
Metal House Kit
02312006



Cable Height Adjuster
02310457



Weld Chain 3 mm
(Per 1 m)
02310042



End Line Pulley
Suspension Plate
02312569



Leg For Coupler
02340370



Leg For 90° Corner
02340385



Hook For Trough
02340397



Hook For Corner 90°
02340396



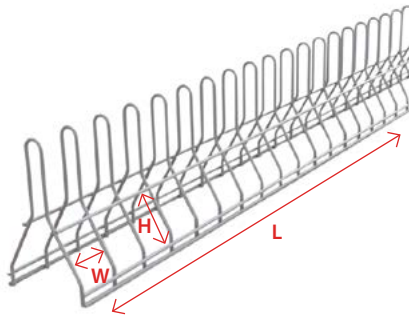
Slide Bearing L
Support Plate 1.25"
Gal. (120X40 mm)
02340664



Anti-perching

Anti-perching Restriction Grill

Item	Width mm (W)	Height mm (H)	Length cm (L)
02341096	44	60	149.2
02341133	45	55	149.2
02341134	44	65	149.2




Perching

Trough Hanger For Perching
02349065



1" Perching Galvanized Pipe
Per 1M
02323072

Perching Pipe
Support Plate
02349066



Accessories

Chain Stretcher
02340490



Chain Separator
And Assembly Tool
02349037



* Electric boards are designed and supplied custom made to each project.



Feeding



Drinking



Climate



Housing

Maagan Michael, D.N. Menashe, 3780500, Israel • Tel: +972-73-241300 • Fax: +972-73-2333711 • info@plassonlivestock.com

WWW.PLASSONLIVESTOCK.COM